








Toilet Rebate Photo Guidelines

To qualify for the BBLDWP Toilet Rebate Program, clear images must be submitted as documentation and proof of the replacement of a noncompliant toilet with an efficient toilet at 1.28 gallons per flush (GPF) or less.

BEFORE REMOVAL, please take at least three pictures showing these features of the toilet(s) to be removed.

Required	Required	Required	Optional
Photo showing the entire toilet, as well as its surroundings in the room it is located in.	Photo of the GPF. This is typically stamped inside the toilet tank or under the lid of the toilet.	Photo of the date of manufacture. This is typically stamped inside the toilet tank or under the lid of the toilet.	Photo of the make and model. This is typically found stamped inside the toilet tank or on the toilet bowl at the base of the tank.
	 	 	 

AFTER REMOVAL, please take at least three photos showing these features of the newly installed toilet(s) along with a photo of an itemized receipt or paid invoice for the toilet(s).

Required	Required	Required
Photo showing the new toilet, as well as its surroundings in the room it is located in.	Photo of the GPF or WaterSense label. The GPF can typically be found inside the toilet tank or under the toilet lid. The Water Sense sticker is typically placed on the outside of the toilet tank.	Photo of an itemized receipt or paid invoice showing the proof of purchase of the new toilet(s).
